




| | |
|--|----------|
| WIRE WOUND RESISTORS | |
| SILICONE / CEMENT COATED RESISTORS <i>FUSIBLE RESISTORS</i> | 2-3 |
| CERAMIC ENCASED RESISTORS <i>FUSIBLE RESISTORS</i> | 4-5 |
| METAL ENCASED RESISTORS | 6 |
| SYMMETRY RESISTORS | 6 |
| LOW OHM / CURRENT SENSE SHUNT RESISTORS | |
| CERAMIC ENCASED | 7 |
| OPEN FRAME | 8 |
| ELECTRON BEAM WELDED | 9-10 |
| SURFACE MOUNT (SMD) RESISTORS | 11 |
| CUSTOMISED AUTOMOTIVE RESISTIVE DEVICES | 12 |
| AUTOMOTIVE RESISTIVE DEVICES | 12 |
| CUSTOMISED AUTOMOTIVE RESISTIVE DEVICES (HVAC applications) | 13-14 |
| CUSTOMISED RESISTIVE DEVICES (Industrial applications) | 15-16-17 |
| CERTIFICATION : IATF 16949:2016 | 18 |
| DISTRIBUTORS - INDIA | 19 |
| DISTRIBUTORS - WORLDWIDE | 20-21 |
| APPLICATION / DESIGN NOTES ON SELECTION OF WIRE WOUND RESISTORS | 22-23 |
| HTR RESISTOR FINDER (MOBILE APP & DESKTOP) | 24-25 |

Detailed datasheets in PDF format for all HTR product series available in the 'PRODUCT' section of www.htr-india.com



Wire Wound Resistors

SILICONE / CEMENT COATED



HIA

Power rating : 0.5W to 25W
Resistance range : R01 to 150K
Tolerances available : 1% - 10%
Applications :
 Industrial, telecommunication and consumer electronics.
Features :

- UL approved flame retardant coating.
- Industrial Grade - JSS/IEC sizes.
- Non-inductive type available.
- Impulse resistors as per IEC 61000-4-5

HTA


Power rating : 0.75W to 12W
Resistance range : R01 to 100K
Tolerances available : 1% - 10%
Applications : Industrial, telecommunication and consumer electronics.
Features :

- UL approved flame retardant coating.
- Non-inductive type available.
- Impulse resistors as per IEC 61000-4-5.
- Industrial grade-JSS/IEC sizes.

VHIA

Power rating : 0.5W to 25W
Resistance range : R01 to 150K
Tolerances available : 1% - 10%
Applications : Industrial, telecommunication and consumer electronics.
Features :


- UL approved flame retardant coating.
- Non-inductive type available.
- Impulse resistors as per IEC 61000-4-5.
- Copper clad steel wire terminations for reduced temperature on PCB.



FRS

Power rating : 1W to 5W
Resistance range : 10R to 100R*
Tolerance available : 1% - 10%
Applications :
 Consumer, telecommunication and industrial electronics.
Features :

- UL 1412 approved.
- Safety fusing at 220/240 V.
- Tailor made fusing options available.



HFV

Power rating : 1W to 5W
Resistance range : 10R to 100R*
Tolerance available : 1% - 10%
Applications :
 Consumer, telecommunication and industrial electronics.
Features :

- UL 1412 approved.
- Safety fusing at 110/120 V.



HAA

Power rating : 1W to 5W
Resistance range : R01 to 12K
Tolerances available : 1% - 10%
Applications : Miniature sizes for automotive sector.
Features :

- UL approved flame retardant coating.
- Industrial grade
- Non-inductive type available.
- Impulse resistors as per IEC 61000-4-5.



HFP

Power rating : 2.5W to 8W
Resistance range : R10 to 56K
Tolerances available : 5% - 10%
Applications :
 Commercial & industrial electronics.
Features :

- Fiber Glass core.
- PCB pluggable style with different terminations and stand off heights available.
- UL approved flame retardant coating.



HFOM

Power rating : 30W to 200W
Resistance range : R10 to 40K
Tolerance available : 5% - 10%
Applications : • Suitable for panel mounting.
 • High power dissipation & impulse handling capacity
 • High voltage bleeder resistor in power supplies
 • Load bank resistors
Features :

- Flat, oval shape to facilitate panel mounting with screws.
- Non-inductive type available.
- Impulse type resistors as per IEC 61000-4-5.
- UL approved flame retardant coating
- Radial terminals for Amp 187 & Amp 250 connectors available
- Choice of anti rust stainless steel terminals



HIP

Power Rating : 3W to 10W
Resistance range : R01 to 90K
Tolerances Available : 1% -10%
Applications :
 Commercial and industrial electronics.
Features :

- Ceramic core.
- PCB pluggable style.
- UL approved flame retardant coating.



HIR

Power Rating : 10W to 1000W
Resistance range : R22 to 190K
Tolerances Available : 5% - 10%
Applications : • High power dissipation & impulse handling capability.
 • Load bank resistors.
 • High voltage bleeder resistor in power supplies.
Features :

- UL approved flame retardant coating.
- Radial terminals for Amp 187 & Amp 250 connectors available.
- Choice of anti-rust stainless steel terminations.



RSR

Power Rating : 40W to 1000W
Resistance range : R05 to 30R
Tolerances Available : 5% - 10%
Applications :

- High power dissipation & impulse handling capability
- High voltage bleeder resistor in power supplies.
- Load bank resistors.

Features :

- Edge wound resistive strip for reduced surface temperature.
- High dissipation & very low ohmic values available.
- UL approved flame retardant coating.
- Radial terminals for Amp 187 & Amp 250 connectors available.
- Choice of anti-rust stainless steel terminations.



HFA

Power Rating : 1W to 10W
Resistance range : R10 to 51K
Tolerances Available : 5% - 10%
Applications :
 Low cost solution for consumer electronics.
Features :

- Fiber glass core.
- UL approved flame retardant coating.



HFO


Power rating : 30W to 200W
Resistance range : R10 to 40K
Tolerance available : 5% - 10%
Applications : • Suitable for panel mounting.
 • High power dissipation & impulse handling capacity.
 • High voltage bleeder resistor in power supplies
 • Load bank resistors.
Features :

- Flat, oval shape to facilitate panel mounting with screws
- Non-inductive type available.
- Impulse type resistors as per IEC 61000-4-5.
- UL approved flame retardant coating
- Choice of anti rust stainless steel terminals

Note * Higher resistance values available. Please enquire - info@htr-india.com
 Tolerance less than 1% available on request.



Wire Wound Resistors CERAMIC ENCASED



HCA

Power rating : 1W to 20W
Resistance range : R05 to 56K
Tolerance available : 1% - 10%
Applications :
 Industrial and consumer electronics.
Features :

- Fibre glass and ceramic core available.
- Ceramic encased for high degree of insulation & low surface temperature.
- Impulse types available.
- Non inductive type available.



HCV

With bracket
Power rating : 7W to 20W
Resistance range : R05 to 56K
Tolerance available : 1% - 10%
Applications :
 Industrial & consumer electronics.
Features :

- High stability vertical mounting bracket available.
- Fibre glass and ceramic core available.
- Ceramic encased for high degree of insulation and low surface temperature.
- Impulse types available.
- Non inductive type available.



HCW

Power rating : 1W to 20W
Resistance range : R05 to 56K
Tolerance available : 1% - 10%
Applications :
 Industrial and consumer electronics.
Features :

- Ceramic core.
- Ceramic encased for high degree of insulation & low surface temperature.
- Impulse types available.
- Non inductive type available.
- Copper clad steel wire terminations for reduced temperature on PCB.
- Low TCR options available.




HSVA/HSVAU

Power rating : 4W to 17W
Resistance range : R04 to 82K
Tolerance available : 1% - 10%
Applications :

- Both axial & space saving vertical mounting resistors.
- Consumer and industrial applications.

Features :

- Choice of fibre glass or ceramic core.
- Dual purpose mounting in HSVAU series is an useful inventory reducer for broad line distributor.



HCL

Power rating : 10W to 40W
Resistance range : R10 to 68K
Tolerance available : 5% - 10%
Applications :
 Commercial and industrial electronics.
Features :

- Fibre glass & ceramic core available.
- Ceramic encased for high power dissipation.
- Radial terminations for Amp 187 & Amp 250 connectors available.
- Available with mounting bracket which also serves as heat sink.




HSVF

Power rating : 5W & 7W
Resistance range : 10R to 47K
Tolerance available : 5% & 10%
Applications :

- Industrial.
- Power and Energy.
- Consumer & Electronics.

Features :

- Pulse version available.
- Superior Power Vs Fusing ratio.



FRC

Power rating : 1W to 3W
Resistance range : 10R to 750R
Tolerance available : 3% - 10%
Applications :
 Industrial & consumer electronics.
Features :

- Safety fusing at 110/120V & 220/240V.
- Tailor made fusing options available.
- Ceramic encased for high degree of insulation and low surface temperature.



HEA

Power rating : 1W to 17W
Resistance range : R025 to 82K
Tolerance available : 1% - 10%
Applications :
 Industrial and consumer electronics.
Features :

- Fibre glass & ceramic core available.
- Ceramic encased for high degree of insulation & low surface temperature.
- Impulse types available.
- Non inductive type available.



HSV

Power rating : 4W to 17W
Resistance range : R04 to 82K
Tolerance available : 1% - 10%
Applications :

- Space saving, vertical mounting resistors.
- Consumer and industrial applications.

Features :

- Choice of fibre glass or ceramic core.
- Choice of mounting pillars for additional stability.
- Non inductive type available.



HMW

Power rating : 5W & 9W
Resistance range : R18 to 18K
Tolerance available : 1% - 10%
Applications :
 Commercial and industrial electronics.
Features :

- Flat vertical mounting type-PCB pluggable style.
- Ceramic and fibre glass core available.
- Impulse types available.
- Non inductive types available.



HCP

Power rating : 3W to 20W
Resistance range : R10 to 56K
Tolerance available : 5% - 10%
Applications :
 Commercial and industrial electronics.
Features :

- Fibre glass and ceramic core available.
- Ceramic encased for high power dissipation.
- PCB pluggable style with different terminations and stand off heights available.



HMV

Power rating : 2.5W to 15W
Resistance range : R04 to 36K
Tolerance available : 1% - 10%
Applications :
 Industrial & consumer electronics.
Features :

- Flat vertical mounting type.
- Ceramic and fibre glass core available.
- Ceramic legs for greater stability also act as heat sink.
- Impulse types available.
- Non inductive types available.
- PCB space saving resistor.



Wire Wound Resistors METAL ENCASED



HBR

Power rating : 100W to 300W
Resistance range : R50 to 390R
Tolerance available : 1% - 5%
Applications :
Dynamic Braking for Automotive, Industrial and Railway applications
Features :
• Metallic Body suitable for applications involving vibration.
• RoHS compliant.



HAH

Power rating : 5W to 300W
Resistance range : R10 to 100K
Tolerance available : 1% - 5%
Applications :
Precharging, Discharging, Braking, Automotive & Industrial Applications.
Features :
• Excellent Electrical stability, reliability and mechanically very rigid.
• Non Inductive version available.
• Custom termination & Mounting arrangements available.
• RoHS compliant.




HABR

Power Rating: 60W to 1000W
Resistance Range: R20 to 2K0
Tolerances available: 1% - 5%
Applications:
Dynamic Braking for Automotive, Industrial and Railway applications.
Features:
• Termination style can be UL Approved Cables or Flat terminals for screw fixing.
• Custom terminations & Vertical mounting arrangements possible.
• Thermal cutout can be provided on request.
• Stacking solution available.



Low Ohm/Current Sense Shunt Resistors CERAMIC ENCASED



BR

Slim Type, Metal Plate/
Preformed resistance strip
Power rating : 2W to 10W
Resistance range : R01 to 1R8
Tolerance available : 3% - 10%
Applications :
• Reduces switching distortion at high frequency
• Audio amplifier.
Features:
• Negligible inductance
• Twin style available.
• PCB pluggable with option of various pitch and stand off heights.



HMVL

Alloy Ribbon Element/
Flat Vertical Mounting
Power rating : 2.5W to 15W
Resistance range : R004 to R20
Tolerance available : 0.5% - 10%
Applications :
• Current sensing
• Industrial and consumer electronics.
Features :
• Flat vertical mounting type
• Negligible inductance
• PCB space saving resistor
• Ceramic legs for greater stability also act as heat sink.

Wire Wound Resistors SYMMETRY RESISTORS




HSR

Power Rating : 8.25W, 11W & 20W
Resistance range : 10K to 120K
Tolerances Available : 1% - 10%
Applications :
Capacitor charging and discharging resistors.
Features :
• Wire wound symmetry resistors.
• UL approved flame retardant coating.
• Stainless steel terminals for direct mounting on capacitors.




HSRC

Power rating : 11W, 20W & 25W
Resistance range : 10K to 110K
Tolerance available : 1% - 10%
Applications :
Capacitor charging & discharging resistors.
Features :
• Wire wound symmetry resistors.
• Ceramic encased resistors for greater heat dissipation.
• Stainless steel terminals for direct mounting on capacitors.
• Customised solutions available upto 40W.




RL

Power rating : 0.5W to 10W
Resistance range : R0015 to R80
Tolerance available : 0.5% - 10%
Applications :
• Current sensing in applications which include switching and linear power supplies, instruments & power amplifiers.
Features :
• Alloy ribbon element in cylindrical ceramic body.
• Superior alternative to replace moulded device of identical size.
• Negligible inductance • Highly thermal efficient power to size ratio • Low TCR.



HCAL

Power rating : 1W to 20W
Resistance range : R002 to R20
Tolerance available : 0.5% - 10%
Applications :
• Current sensing for industrial and power conditioning applications.
Features :
• Alloy ribbon element in square profile ceramic tube.
• Ceramic encased for greater heat dissipation and thermal stability.
• Low TCR
• Negligible inductance.



HEAL

Power rating : 2.5W to 12W
Resistance range : R0025 to R20
Tolerance available : 0.5% - 10%
Applications :
• Current sensing for industrial and power conditioning applications.
Features :
• Alloy ribbon element in square profile ceramic tube.
• Ceramic encased for greater heat dissipation and thermal stability.
• Low TCR
• Negligible inductance.



Low Ohm/Current Sense Shunt Resistors OPEN FRAME



OFSC

Power rating : 5W & 10W
Resistance range :
 For 5W - R00012 to R002,
 For 10W - R0004 to R003
Tolerance available : 1% - 10%
Applications :
 Highly accurate current sensing applications in automotive & industrial electronics.
Features :

- Four terminals for highly accurate current sensing applications.
- UL approved flame retardant coating.
- Increased lead diameter for high current handling capability.



HEW

Power rating : 1W to 5W
Resistance range : R0025 to R10
Tolerance available : 1% - 10%
Applications : Usage in switching, linear power supplies, instruments, regulators & other modern current sensing circuits.
Features :

- Open frame PCB mounting radial type.
- Edge welding for reduced PCB footprint.
- Negligible inductance
- Very low TCR available.



OP

Power rating : 0.5W to 5W
Resistance range : R0015 to R10
Tolerance available : 1% - 10%
Applications :
 Usage in switching, linear power supplies, instruments, regulators & other modern current sensing circuits.
Features :

- Open frame PCB mounting radial type.
- Negligible inductance.
- Low TCR.



OA

Power rating : 1W to 3W
Resistance range : R003 to R10
Tolerance available : 1% - 10%
Applications :
 Usage in switching, linear power supplies, instruments, regulators and other modern current sensing circuits.
Features :

- Open frame axial type.
- Negligible inductance.
- Low TCR.



HOW

Power rating : 2W, 3W & 6W
Resistance range : R002 to R03
Tolerance available : 1% - 10%
Applications :
 Usage in switching, Linear power supplies, Instruments, Regulators and other modern current sensing circuits.
Features :

- Open frame PCB mounting
- Negligible inductance



OW

Power rating : 1W, 1.2W & 1.5W
Resistance range : R015 - R16
Tolerance available : 5% and 10%
Applications :
 Usage in switching, linear power supplies, instrumentation & other modern current sensing circuits.
Features :

- Open frame PCB mounting (wire type).
- Monolithic construction.
- Negligible inductance.



OF

Power rating : 1W to 10W
Resistance range : R001 to R10
Tolerance available : 1% - 10%
Applications :
 Usage in switching, linear power supplies, instruments, regulators & other modern current sensing circuits.
Features :

- Open frame PCB mounting radial type.
- Monolithic construction for superior stability.
- Negligible inductance.
- Very low TCR available.



Low Ohm/Current Sense Resistors ELECTRON BEAM WELDED



HRE

Power rating : 2W, 3W, 4W and 5W
Package size : 4026
Resistance range : R0002 to R005
Tolerances available : 0.25% to 5%
Applications :

- Current sensor for power hybrid applications.
- High current applications for automotive market.
- Frequency convertors • Power modules.

Features :

- 5W constant power possible in R0002.
- Constant current carrying capability upto 160 amp (R0002).
- Sturdy copper connectors.
- Maximum solder temperature upto 350°C for 30 seconds.



HBE

Power rating : 2W to 7W
Package size : 2726
Resistance range : R0002 to R005
Tolerances available : 0.25% to 5%
Applications :

- Current sensing for power hybrid applications.
- Automotive applications that require high current capability.
- Frequency convertors • Power modules.

Features :

- 5W constant power in R0005.
- 4 terminal connections for exceptionally accurate measurement.
- Excellent long term stability due to nature of construction.



HSE

Power rating : 2W to 5W
Package size : 3920
Resistance range : R0002 To R005
Tolerances available : 0.25% to 5%
Applications :

- Accurate current sensing for power hybrid applications.
- Automotive applications that require high current capability.
- Frequency convertors
- Power modules.

Features :

- 5W constant power.
- Capable of carrying current upto 160 amp (R0002) on continuous basis.
- Sturdy copper connectors
- Excellent long term stability.



HBM

Power rating : 2W, 3W & 5W
Package size : 1216
Resistance range : R0003 to R003
Tolerances available : 1% to 5%
Applications :

- Current sensor for power hybrid applications.
- Automotive applications that require high current capability.
- Frequency convertors
- Power Modules.

Features :

- 5W constant power possible in R0005.
- 4 terminal connections for exceptionally accurate measurement.
- Excellent long term stability due to nature of construction.



HEE

Power rating : 4W to 10W
Package size : 5930
Resistance range : R0001 to R002
Tolerances available : 0.25% to 5%
Applications :

- Accurate current sensing for power hybrid applications.
- Suitable for welding on bus bars.
- High current applications for automotive market.
- Frequency convertors • Power Modules.

Features :

- 10W constant power possible in R0002.
- Capable of carrying current upto 225 amp (R0002) on continuous basis.
- Sturdy copper connectors
- Excellent long term stability.
- Maximum solder temperature upto 350°C for 30 seconds.



Low Ohm/Current Sense Resistors ELECTRON BEAM WELDED



HHE

Power rating : 4W & 5W
Package size : 3820
Resistance range : R0003 to R002
Tolerances available : 0.25% to 5%

- Applications :**
- Power tools due to nature of physical construction.
 - High current applications for the automotive sector
 - Frequency converters
 - Power modules.
- Features :**
- 5W constant power possible in R0003.
 - Constant current carrying capability upto 120 amp (R0003).
 - Sturdy copper connectors.
 - Excellent long term stability.



HTE

Power rating : 1W, 1.5W, 2W, 3W & 4W
Package size : 2512/1206
Resistance range : R000 to R01
Tolerances available : 0.25% to 5%

- Applications :**
- Sensor of current for Power hybrid applications.
 - Automotive sector for high current applications.
 - Frequency convertor/Power modules.
- Features :**
- Excellent long term stability.
 - Ideal for mounting on DCB/IMS substrates.
 - High temperature application due to nature of design.



HVE

Power rating : 5W
Package size : 5515
Resistance range : R0001 to R0005
Tolerances available : 1% to 10%

- Applications :**
- Designed for precision energy meter applications
 - Current sensing in bus bar
 - Current sensing in welding equipments.
 - Current sensing in battery chargers.
- Features :**
- Upto 5W permanent power in free air.
 - High pulse power rating (1KW for 0.1 Sec - Single pulse).
 - Punched component of Electron Beam Welded Copper / Manganina Copper/Copper Strip (Cu Mn 12 Ni).
 - These resistors can also be supplied soldered together in parallel connection in stacked format to create lower resistance value & enhanced heat dissipation.



HOS

Power rating : 2W, 3W & 5W
Package size : 4512/4524
Resistance range : R001 to R05
Tolerances available : ±5%, ±3%, ±2%, ±1%

- Applications :**
- Current sensor for Power hybrid applications.
 - In the automotive sector for high current applications.
 - Where reduced temperature is required on the PCB.
- Features :**
- Reduced PCB heating due to open air flow design as compared to flat chip format.
 - Flexible nature of termination design for thermal expansions.



HEB

Power rating : 6W to 50W
Package size : 6315/6918/6018/5216
7036/5520/8518/8420
Resistance range : R000035 To R001
Tolerances available : 3%, 5% and 10%

- Applications :**
- Current sensing resistor for electronic battery management in electric vehicles & solar inverters
- Features :**
- Continuous current load upto 400A (0.5 m-ohm)
 - Maximum fastening torque 12Nm.
 - Shunt available with tinned or without tinned terminals.
 - Alignment pins to prevent the resistor from moving during the soldering process can be provided.
 - Measurement pins to measure the voltage can be provided.



Surface Mount (SMD) Resistors



HIAS

Power rating : 1W to 5W
Resistance range : R01 to 22K
Tolerances available : 1% - 10%

- Applications :**
- Fills the gap for melf and surface mount resistors in applications which are too severe for film resistors.
- Features :**
- Wire wound with multiple SMD mounting configurations.
 - UL approved flame retardant coating
 - Non inductive types available.
 - Impulse resistors as per IEC 61000-4-5.
 - 1W and 2W – MELF type
 - Tape & reel packing for pick & place machine.



HCAS/HCALS

Power rating : 2W & 3W
Package size : 4527/6927
Resistance range : R001 to 5K6
Tolerances available : 1% - 10%

- Features :**
- Wire Wound and Alloy Ribbon element options.
 - Ceramic encased for greater heat dissipation & thermal stability.
 - Package size 2W - 4527, 3W - 6927.
 - Tape and reel packing for pick & place machine.
 - Fusible type available.
 - Non inductive type available.
 - Impulse resistors as per IEC 61000-4-5.



HSVAS/HSVALS

Power rating : 4W & 5W
Resistance range : R003 to 16K
Tolerances available : 1% - 10%

- Features :**
- Wire wound and alloy ribbon element options.
 - Ceramic encased for greater heat dissipation and thermal stability.
 - Fusible type available.
 - Non inductive type available.
 - Impulse resistors as per IEC 61000-4-5.



RLS

Power rating : 1.5W to 5W
Resistance range : R0015 to R39
Tolerances available : 1% - 10%

- Applications :**
- Current sensing in applications which include switching and linear power supplies, instruments and power amplifiers.
- Features :**
- Alloy ribbon element in cylindrical ceramic body
 - **Superior alternative to replace moulded device of identical size.**
 - Negligible inductance
 - Highly thermal efficient power to size ratio.
 - Any resistance value possible within resistance range given.
 - Low TCR.



AUTOMOTIVE RESISTIVE DEVICES



HANS

- Resistance range :** 1K to 10K
Tolerances available : 5% - 20%
Applications : Automotive
Features :
- NOISE SUPPRESSOR RESISTORS
 - Noise suppressor wire wound resistor
 - Reduces RFI during electrical discharges on petrol engines in cars and in scooters/motorcycles.
 - ROHS compliant.



HANS C

- Resistance range :** 1K to 10K
Tolerances available : 5% - 20%
Applications : Automotive
Features :
- NOISE SUPPRESSOR RESISTORS
 - Noise suppressor wire wound resistor
 - Reduces RFI during electrical discharges on petrol engines in cars and in scooters/motorcycles.
 - ROHS compliant.



HANS F

- Power rating :**
Resistance range : 1K to 10K
Tolerance available : 10% - 20%
Applications : Automotive
Features :
- NOISE SUPPRESSOR RESISTORS.
 - Noise suppressor wire wound resistor.
 - Reduces RFI during electrical discharges on petrol engines in cars and in scooters/motorcycles.
 - RoHS compliant.



HANS S

- Resistance range :** 1K to 10K
Tolerances available : 5% - 20%
Applications : Automotive
Features :
- NOISE SUPPRESSOR RESISTORS
 - Noise suppressor wire wound resistor
 - Reduces RFI during electrical discharges on petrol engines in cars and in scooters/motorcycles.
 - ROHS compliant.



Customised Automotive Resistive Devices HVAC APPLICATIONS

Resistive Devices

CUSTOMISED AUTOMOTIVE RESISTIVE DEVICES



For Electronic braking and steering applications.




Fuel gauge application



Power window applications.



Customised resistive devices for engine cooling systems.



Fuel gauge application





Customised Automotive Resistive Devices HVAC APPLICATIONS



Customised Resistive Devices INDUSTRIAL APPLICATIONS



Load Banks resistors



For windpower applications.



Resistor fitted with cables for bimetallic switch

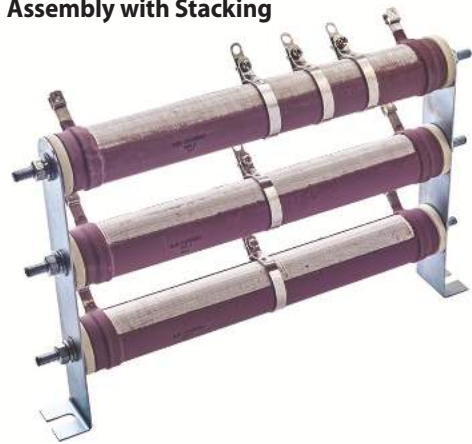


For Power tools HTR can customise resistive devices for applications in various industries. Currently devices are being supplied to a large number of customers across the industrial, automotive & consumer electronics sector. Please enquire - info@htr-india.com



Customised Resistive Devices INDUSTRIAL APPLICATIONS


Customised Resistor
Assembly with Stacking



Customised Braking Resistor
for High Power Application



Customised Resistive Device for
Variable Frequency Drive (VFD) Application



Customised Resistive Device
for Panel Mounting
Application




High power dissipation
resistor with customised
termination



Customised
Shunt Resistor



Customised
Shunt Resistor



Customised
Braking Resistor



Load Bank



Customised Shunt Resistor
with Voltage sensing Pins



Customised Shunt Resistor
with Voltage sensing Pins



Load Bank

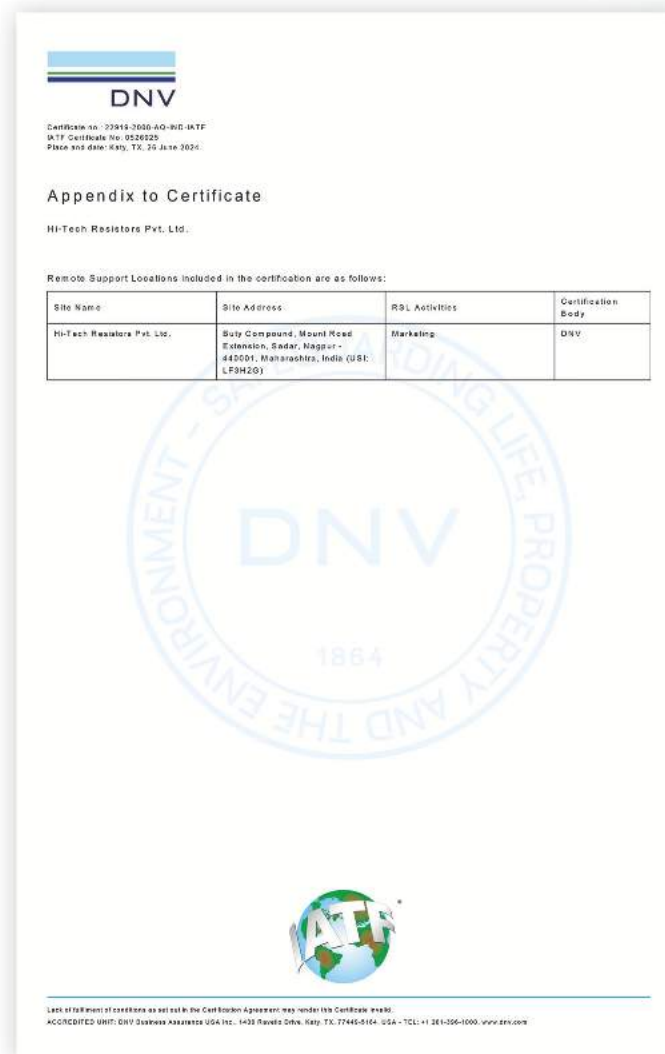




Certification : IATF 16949 : 2016

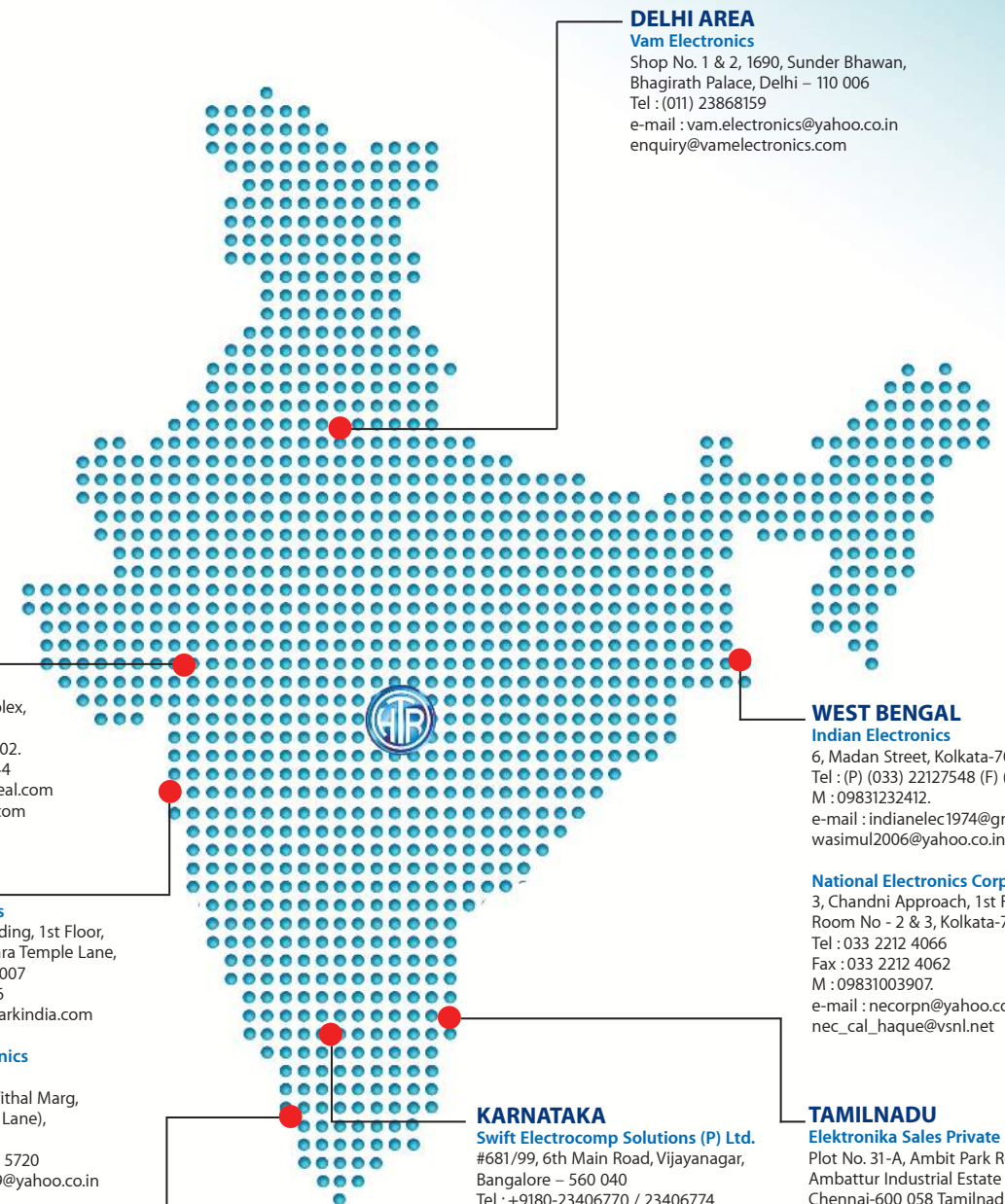


Distributors-India



Remote Support Locations included in the certification are as follows:

| Site Name | Site Address | RSL Activities | Certification Body |
|-----------------------------|---|----------------|--------------------|
| Hi-Tech Resistors Pvt. Ltd. | Buly Compound, Mound Road Station, Sadar, Nagpur - 440001, Maharashtra, India (US: L53M253) | Marketing | DNV |



DELHI AREA
Vam Electronics
 Shop No. 1 & 2, 1690, Sunder Bhawan, Bhagirath Palace, Delhi – 110 006
 Tel : (011) 23868159
 e-mail : vam.electronics@yahoo.co.in enquiry@vamelectronics.com

GUJARAT
Electrodeal
 202, 203, Fatehsagar Complex, Opp. Convent School, Fatehganj, Vadodara-390 002.
 Tel: (0265) 3013099, 2793344
 e-mail : respond@electrodeal.com sanjayvelani@electrodeal.com

MAHARASHTRA
Electromark Technologies
 12A, Hanuman Terrace Building, 1st Floor, Behind Bombay Biscuits, Tara Temple Lane, Grant Road, Mumbai – 400007
 Tel : 022-23820454/455/456
 e-mail : mahavir@electromarkindia.com

Stockist : Ramesh Electronics
 New Hanuman Building, Shop No. 8, 16, Shyamrao Vithal Marg, Lamington Road, (P. O. Kiln Lane), Mumbai – 400 007
 Tel : (022) 2388 5701 / 2387 5720
 e-mail : rameshelectronics9@yahoo.co.in

Multitek Electro Devices : Pune
 167, Above Apeksha Palace, Pune-Saswad Road, Phursungi Fata, Pune – 412 308
 Tel: (020) 26860032
 e-mail : shahkumar@vsnl.net multitekdevices@gmail.com

KERALA
Roni Electronics
 # 40/5884 C & D, AVS Building, M. G. Road, Ernakulam, Kochi – 682035
 Tel : (0484) 2355029, 2369926
 e-mail: roni@sify.com roy@ronielectronics.com

KARNATAKA
Swift Electrocomp Solutions (P) Ltd.
 #681/99, 6th Main Road, Vijayanagar, Bangalore – 560 040
 Tel : +9180-23406770 / 23406774
 e-mail : sales@swiftelectrocomp.in, vishwanath@swiftelectrocomp.in

IBS Electronics, Inc.
 Regus, World Trade Center, 2 2nd Floor, Brigade Gateway Campus, Unit No 2201, No 26/1, Dr. Rajkumar Road, Malleshwaram (W) Bangalore - 560055
 Tel : +91-80-6793 5600
 e-mail : deepak@ibselectronics.com

WEST BENGAL
Indian Electronics
 6, Madan Street, Kolkata-700 072.
 Tel : (P) (033) 22127548 (F) (033) 22126385
 M : 09831232412.
 e-mail : indianelec1974@gmail.com wasimul2006@yahoo.co.in

National Electronics Corporation
 3, Chandni Approach, 1st Floor, Room No - 2 & 3, Kolkata-700 072.
 Tel : 033 2212 4066
 Fax : 033 2212 4062
 M : 09831003907.
 e-mail : necorpn@yahoo.com nec_cal_haque@vsnl.net

TAMILNADU
Elektronika Sales Private Ltd.
 Plot No. 31-A, Ambit Park Road, Ambattur Industrial Estate (South), Ambattur, Chennai-600 058 Tamilnadu, India.
 Tel : 044 26251290/26251291/26251415
 e-mail : kavitha@elektronikasales.com info@elektronikasales.com

Monarch Enterprises
 270/4 Sri Balaji Complex, 7th Street Enten., Gandhipuram, Coimbatore – 641012, Tamilnadu, INDIA
 Tel : 0091422 2526027, 00914222 4373768, 0091422 2529030
 e-mail : monarch1971@dataone.in; monarchcbe@hotmail.com; monarchsundar@gmail.com

UNITED KINGDOM

Eurocap International Ltd.
138, High Street, Cheshunt, Herts, EN8 0AP, England.
Tel : +44 1992 625407
e-mail : eurocap@dial.pipex.com

VTM (UK) Ltd.

Unit 6 Nash Hall The Street, High Ongar,
CM5 9NL, England
Tel : 01462 473820
e-mail : sales@vtm.co.uk

Distributed Micro Technology Ltd.

The Old Bakery, 265 Yorktown Road, College Town,
Sandhurst Berkshire, GU 4 0QA, UK
Tel : +44 1276 33391
e-mail : sales@dmtd.co.uk | info@dmtd.co.uk

GERMANY

Weltron Elektronik GmbH
Sommerauer Str. 11, D – 91555 Feuchtwangen, Germany
Tel : +49 9852 81720-0
e-mail : info@weltron.de

WDI AG

Industriestrasse 21 Industriezentrum,
D-22880 Wedel (Holstein), Germany.
Tel : +49 4103 1800 152
e-mail : sales@wdi.ag

Weltronic GmbH

Industrievertretungen Kronstadter
Straße 4, 81677 Munich/ Germany
Tel : +49 (0)89 492066
e-mail : info@weltronic.de

SLOVENIA

IC ELEKTRONIKA D. O. O.
Vodovodna Cesta 100,
SI – 1000 Ljubljana, Slovenia
Tel : +386 1 568 01 38
e-mail : info@ic-elect.si;
Tomaz.Zakrajsek@ic-elect.si

AUSTRIA
AEK GmbH

Lagerhausstrasse 8
5071 Wals/Salzburg | Austria
Tel : +43 (0)662 830 810
Fax : +43 (0)662 830 810 18
e-mail : office@aek.at

FINLAND

Elgood Oy
Juurakkotie 5 B, FIN-01510 Vantaa
Tel : +358 207 981 140
e-mail : sales@elgood.fi

TURKEY

Can Ticaret Ve Elektronik San. Ltd. Sti.
Namik Kemal Mahallesi Motif Sokak No:8/1A Ümraniye/ISTANBUL
Tel : +0216 424 46 48, 0532 616 82 52
e-mail : sercancetmin@canticaret.net

SWEDEN

SAGA Components AB
Fagerstagatan 9 163 53 Spånga
Sweden
Tel : +46 708 150 111
e-mail : supp.order@sagacomponents.com

UKRAINE

"INTEGRAL" LTD
28, Tekstylina Street, Ternopil, 46010 Ukraine – 46010
Tel : +380352 261955
e-mail : 123@integral.te.ua

JAPAN

Yokohama Electronic Devices
302 Three-one Bldg.,3-20-5, Shinyokohama,
Kouhoku-ku, Yokohama, Kanagawa, 222-0033, Japan
Tel : +81-45-471-0737
e-mail : higano@yed.jp

SOUTH KOREA

SUYU International Co., Ltd
SUYU building, 135, Dogok-ro, Gangnam-gu, Seoul, Republic of Korea.
Tel : +82-2-6011-1701/1707
e-mail : gerrardlee@su-yu.co.kr

NEO TECH Corp.

#512, A-Dong, Gwanggyo Woomineww B/D, 338 Gwanggyojungang-ro,
Suji-gu, Yongin-si, Gyeonggi-do,16942, Republic of Korea.
Tel : +82-70-8080-04821
e-mail : ssson96@naver.com

PEOPLES REPUBLIC OF CHINA

IBS Technology Shenzhen Ltd.,
Room 3705, 37/F,
International Science and Technology Building,
3007, Shen Nan Road, Shenzhen, Cn 518033.
Tel : + 86 755 8221 0037
e-mail : salescn@ibselectronics.com

HONGKONG

IBS Tech Int'l Hk Ltd
Unit A, 8/F Ching Cheong Industrial Building 1-7 Kwai
Cheong Road, N.T, Hongkong
Tel : +852 2947 0009
e-mail : saleshk@ibselectronics.com

SUYU International Co., Ltd.

33 Lockhart Rd, Wan Chai, Hongkong
Tel : +852-2187-2428
e-mail : hongkong@su-yu.co.kr

TAIWAN

MME Technology Co., Ltd.
11F-5, No.81, Sec.1, HsinTai 5th Rd., Xizhi Dist.,
New Taipei City 221-01, Taiwan (Postal Code: 221-01) R.O.C
Tel : 886-2-2698-0809
e-mail : gary@mmetw.com

SUYU International Co., Ltd

Rm. 2, 6F, No.163, Sec.1, Keelung Rd., Sinyi Dist., Taipei City
110 Tel: +886-2-27482728
Contact : Gary / Anita
e-mail : Taiwan@su-yu.co.kr

PHILIPPINES

IBS Electronics Inc
Unit 308, ALPAP II Building, Trade St., Corner Invest-
ment Drive, Madrigal Business Park, Ayala-Alabang,
Muntinlupa City – 1770
Tel : + 632 807 6927
e-mail : salesph@ibselectronics.com

MALAYSIA

Acumen Components Sdn Bhd
155, Jalan Kikik, Taman Inderawasih,
13600 Perai, Pulau Pinang, Malaysia.
Tel : + 60 4 3997713
e-mail : cp.ng@acumen.my

SWITZERLAND

Vibratec AG
Industries trasse 21, CH-5507, Mellingen, Switzerland.
Tel : +41 56 481 77 77
e-mail : info@vibratec.ch

BELGIUM

Heynen NV
Centrum-Zuid 3047-B-3530
Houthalen, Belgium
Tel : +32 (0) 11 60 0910
e-mail : johan.de.ceuster@heyнен.be

SPAIN

Aldinet Group
Pol. Ind. Jose Ma Korta Parcela, A6, Nave
220750 Zumaia, Gipuzkoa, Spain.
Tel : + 34 943 805 420
e-mail : aldinnet@aldinet.com

NETHERLANDS

Heynen BV
P.O. Box 10, NL-6590 AA Gennep
The Netherlands
Tel : + 31 485 550937
e-mail : heynen@heynen.com

USA

IBS Electronics, Inc.
3506-W, Lake Centre Drive,
Santa Ana, CA 92704-6985 USA
Tel : + 1 714 513 5343, +1 714 751 6633
e-mail : sales@ibselectronics.com

ITALY

MOS SRL
Via San Martino, 1
20834 Nova Milanese (MZ)
MI, Italy - 1
Tel : + 39 0362 364615
e-mail : acquisti@mosrsl.com

ISRAEL

Trust Electronics Ltd.
43, Haatzmaut Way, St. Yehud,
P.O. Box : 2800,
Yehud 56302, Israel.
TEL : + 97 23 6322566
e-mail : dov@trust-electronics.com
benny@trust-electronics.com

SOUTH AFRICA

Hi-Q Electronics Pty Ltd.,
Syfin House, 2nd floor, Fairrow Close,
Ni - City / Parow, 7463, Cape Town, South Africa.
Tel : + 27 21 595 1307
e-mail : sales@hi-q.co.za

JOHANNESBURG AREA

Hi-Q Electronics Pty Ltd.,
Bartlett Lake Office Park, Unit 8,
Cnr. Trichardt & Leith Road, Bartlett,
Boksburg, South Africa.
Tel : + 27 11 894 8083
e-mail : sales@hi-q.co.za

INDIA

Refer page 17

AUSTRALIA

Arrow Electronics
14 Nicole Close,
Bayswater - Victoria - 3153, Australia
Tel : +613 97374900
e-mail : sales.anz@arrowasia.com

NEW ZEALAND

Arrow Electronics
Suite 3, Level 1, 12-18 Moorhouse Ave,
Christchurch, New Zealand
Tel : +64 927 22520 / +64 213 28850
e-mail : john.gillon@arrowasia.com
sales.anz@arrowasia.com



Application/design notes on selection of Wire Wound Resistors

BASICS

Simply put, a resistor is an electronic component connected into an electrical circuit to insert a specific resistance. Resistance is measured in ohms and as per ohms law, the current through the resistor will be directly proportional to the voltage across it and inversely proportional to the resistance. As the current flows through the resistor, heat is produced which makes the temperature of the resistor to rise above the ambient temperature.

Now whether a particular resistor can be used in a specific electrical circuit is its ability to dissipate the heat generated without physical deterioration and within the temperature limits of that particular circuit.

Resistors are rated to dissipate a given wattage without exceeding the declared "hot spot" temperature. This is largely determined by the size and materials used in the construction of the resistor and this is called "Free Air Watt Rating" or "Full Rating" or "Maximum Power Rating".

In some cases the conditions actually encountered deviate from the standard conditions and affect the temperature rise which determines whether that particular resistor can be used or not in a particular application.

SELECTION PROCESS – Stepwise Guide

1. Decide the resistance value required

The following formulae derived from Ohms law can be used for this purpose – $R = V/I$ or $I = V/R$ or $V = I \times R$ where, (R is resistance in ohms, V is voltage in volts and I is current in Amperes)

2. Decide the watts (Power) to be dissipated by the resistor

$W = I^2 \times R$ or $W = V \times I$ or $W = V^2/R$ where, (W is Power Rating / Wattage in watts, I is current in Amperes, R is resistance in ohms and V is Voltage in volts.)

Note:

Whilst the power rating in watts can be theoretically determined as above, a note of caution is now introduced – It is important that the actual current that will be drawn is used in the determination of the power rating / wattage of the resistor. Small increases in current or voltage e.g. 20% translate into 44% increase in the power rating / wattage required to dissipate the increased current / voltage within temperature rise limitations. At this point it is also worth mentioning that the designer should also make allowance for the maximum possible line voltage.

3. Decide the correct physical size ("watt size") based on the following parameters – watts, volts, temperature that can be permitted in the particular circuit and mounting consideration.

The wattage rating of a resistor as established under specified standard conditions is defined as "Free Air Watt Rating" (Maximum Power Rating).

The following method is broadly used to determine "Free Air Watt Rating" based on the methods followed by "National Electrical Manufacturers Association" – USA (NEMA), "Underwriters Laboratories Inc." (UL) and US MIL – R26 – US Military Specification for wirewound resistors. In US MIL – R26, there are mainly 2 broad characteristics of resistor types – characteristic 'V' and characteristic 'U'. Characteristic 'V' resistors are required not to exceed a maximum operating temperature of 350°C, which corresponds to a maximum temperature rise of 325°C at ambient temperature 25°C.

Characteristic 'U' resistors are required not to exceed a maximum operating temperature of 275°C, which corresponds to a maximum temperature rise of 250°C with ambient temperature 25°C. The temperature is normally measured on the body of the resistor, suspended in free still air space with unrestricted circulation of air.

When current passes through a resistor, heat is generated and the temperature stabilizes when the sum of heat loss (by termination conduction, radiation and convection) equals the heat input rate (created by passing current proportional to wattage).

By rule of thumb, the larger the resistor, hence greater the area for heat dissipation, the lower the temperature

rise. Having said this, it must be admitted that certain other factors such as thermal conductivity of the ceramic core, type and gauge of resistance wire selected and the heat-sink effect of the type of mounting all influence the selection of a resistor to be considered having "acceptable service life".

Further consideration must be given in case the resistor will be operated in elevated ambient temperatures higher than 25°C or 30°C, the power rating must be derated as per the derating curve provided with each HTR series data sheet.

For the design engineer's general guidance, we give below the temperature rise that is generally observed on silicon coated axial resistors (ambient temperature of 30°C) at Maximum Power Rating / Free Air Rating.

| Maximum Power Rating (30°C ambient) | Temperature Rise on Body of Resistor | Temperature Rise on Termination of Resistor |
|-------------------------------------|--------------------------------------|---|
| 1 W | 50°C to 80°C | 35°C |
| 2 W | 60°C to 90°C | 37°C |
| 3 W | 65°C to 95°C | 42°C |
| 4 W | 80°C to 110°C | 45°C |
| 5 W | 100°C to 130°C | 45°C |
| 6 W | 105°C to 135°C | 46°C |
| 7 W | 125°C to 155°C | 50°C |
| 10 W | 140°C to 170°C | 50°C |
| 15 W | 155°C to 185°C | 52°C |

▲ Absolute temperature can be arrived at after adding the prevalent ambient temperature at time of test to the temperature rise figures provided above.

These figures merely serve as a guide to a design engineer and must be verified in actual practical conditions by the design engineer before selection and use of a particular resistor.

4. Decide the actual resistor to be used - based on actual practical considerations.

Having determined the Wattage / Free Air watt rating on theoretical basis, the designer must now take the following factors into account when deciding on the actual resistor to be used in the application, as all these factors will influence the temperature rise :

a. The influence of Ambient Temperature - All the components of an electronic circuit have their own limitations as to the maximum temperature at which they can reliably function.

The temperature that the component rises to in service is the sum of the ambient temperature plus the temperature rise due to heat dissipated by each component during operation. Some devices can tolerate elevated temperatures whilst others cannot.

Wire wound resistors can operate fairly reliably at reasonably elevated temperatures, so in order to ensure

that the heat generated by the resistor is minimized, the designer may move to a higher power rating from the theoretical calculation to minimize the temperature rise and minimize the effects of heating on other devices which are heat sensitive in the circuit.

b. The design of the Enclosure - The walls of the enclosure form a thermal barrier, preventing heat from escaping and preventing the outside air from entering and providing cooling. Hence, due care must be given to the optimum design / orientation of the ventilation openings of the enclosure.

c. Spacing - In case due to design limitations, if heat generating components are bunched together, they will show a higher temperature rise due to heat received by radiation from each other. Therefore it is prudent if at all possible that the designer tries to prevent bunching of heat generating components and if this is not possible, moves to a higher power rating to minimize temperature rise.

d. Surges - In certain applications for e.g. typically motor controllers, the resistors do encounter surge conditions which if not properly managed and taken into account at the time of designing the resistor, will lead to resistor failure.

A "Surge" occurs over such a short period of time, in the case of capacitor charge / discharge < 1 msec and in the case of motor start-up < 0.5 sec, that the substrate plays no role in heat dissipation and the energy must be completely absorbed by the resistive element itself. Please refer to the section "Pulse/Surge Capability of Resistors" on our website in the design notes section.

Hence surge conditions, if any must be taken into consideration at this stage to determine the correct resistor for that application.

e. Forced Air Circulation - In cases where the apparatus in which the resistor is mounted is heat sensitive or for certain reasons resistor used is of a lower than optimum wattage for that particular application, forced air circulation removes more heat in a shorter time than natural convection and is advised in the circumstances enumerated above.

f. Derating - It is always advisable that a resistor should be derated and not operated at its actual power rating for long term reliability.

Suitable derating also contributes greatly to the minimization of "Drift Underload" phenomena observed in change in resistance value when a resistor is in operation.

g. Higher Resistance Value - In order to achieve higher resistance values, the diameter of the resistance wire wound on the substrate is a very fine gauge, sometimes as little as 0.016mm, hence for maximum reliability it is suggested that the designer opts for a higher power rating if size is not a constraint in order to reduce the temperature rise.

h. High Frequency Circuit - Wire wound resistors may be effectively used in circuits with frequency upto 50KHz when non inductively wound by the 'Aryton-Perry' method of winding.

For further details on this subject, please refer to the section "Wire wounds and their limitations when used in a high frequency circuit" in the "Design notes" section of the website under "Guide to optimum utilization & mounting of resistors".



HTR Resistor Finder (MOBILE APP & DESKTOP)

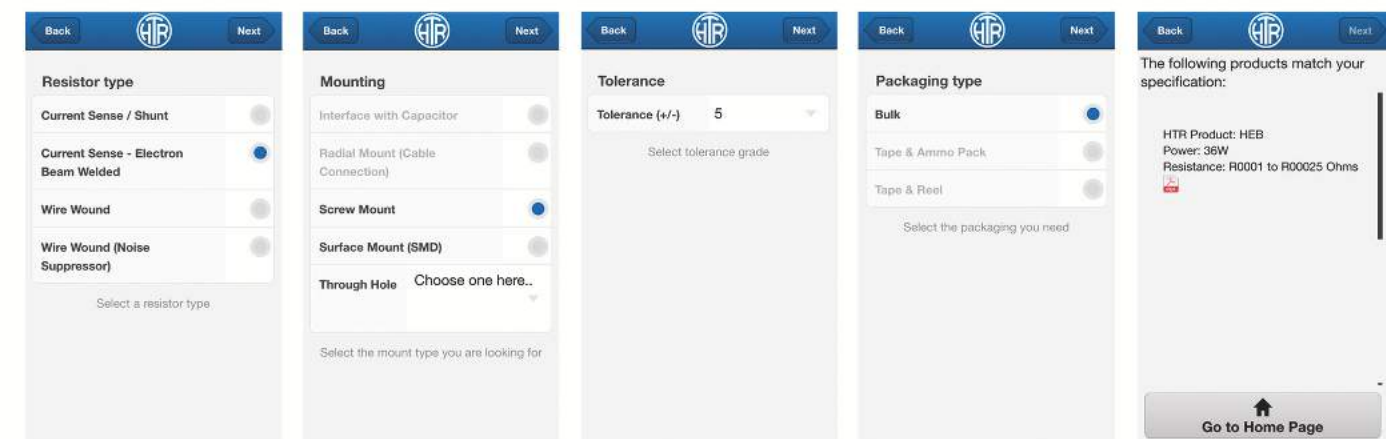
HTR Resistor Finder is a pioneering handy tool from HTR for design engineers and purchase executives in various industries that use Power Resistors. It is a quick fix tool for teachers/students searching for standard resistive devices. It is also a window to newly introduced cutting edge resistive devices.

The application eases your search for resistors by categorizing search specifications into two kinds:

1. Find resistor by parameters
2. Find a replacement resistor

1. Find resistor by parameter:

The search for an appropriate resistor is facilitated by choice of resistor type, mount type, the required tolerance grade and the packaging type in subsequent screens.



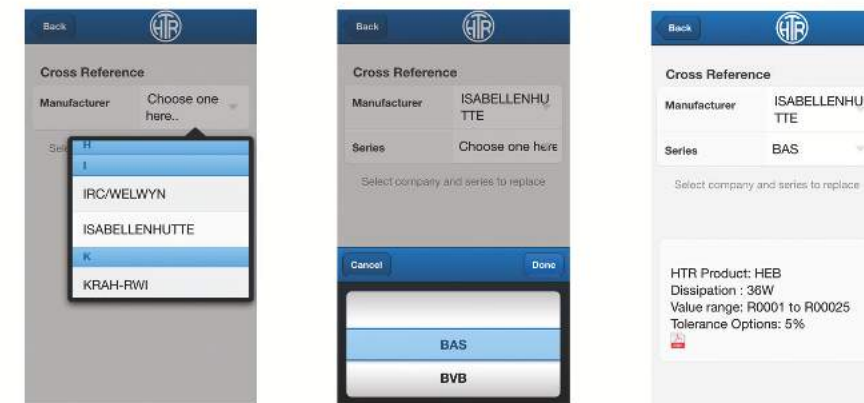
Once the parameters are selected on subsequent screens, the required resistor type, its datasheet summary and web link are displayed on the screen.

2. Find a replacement resistor:

The application also caters to the need for finding an HTR equivalent of a product by another manufacturer. It assists you by offering a wide range of world's leading manufacturers to choose from.

The subsequent screens prompts for selection of a resistor series for which the replacement is needed.

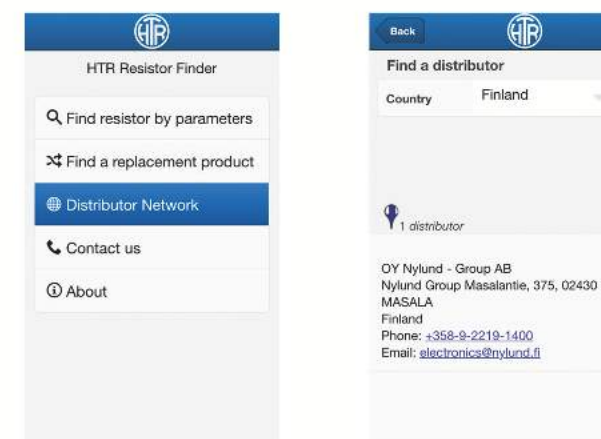
The equivalent HTR series, it's datasheet summary and web link appear immediately thereafter.



3. Distributor Network:

Apart from these effortless methods to find the required product, the application also helps to find HTR distributors from across the globe.

Categorized on the basis of countries, it gives you options of all countries where HTR distributors are located. Upon selection, it presents a list of distributors in that country.



All trademarks are owned by their respective owners / owning companies.

