CKONNECT

SOLIDWORKS Feature List

Feature	SolidWorks Standard	SolidWorks Professional	SolidWorks Premium
Ease of Use	√	√	√
Part & Assembly Modelling	√	√	√
2D Drawings	√	√	√
Design Reuse and Automation	√	√	√
Animation & Visualization	√	√	√
Interference Check	√	√	√
Collaborate & Share CAD Data	√	√	√
Advanced CAD File Import	√	√	√
Basic Analysis Tools	√	√	√
Productivity Tools	√	√	√
Design For Manufacturing	√	√	√
ECAD/MCAD Collaboration	X	√	√
Advanced Photorealistic Rendering	X	√	√
CAD Standards Checking	X	√	√
Automated Tolerance Stack-up Analysis	X	√	√
SOLIDWORKS File Management	X	√	√
Reverse Engineering	X	√	√
eDrawings professional	X	√	√
Motion Analysis	X	X	√
Structural Part and Assembly Analysis	X	X	√
Life Cycle Assessment: SOLIDWORKS Sustainability	X	X	√
Routing of Pipes and Tubes	X	X	√
Routing of Electrical Cabling and Wiring Harness	X	X	√
Routing of Rectangular and Other Sections	X	X	√
Advanced Surface Flattening	X	X	√

SolidWorks Plastics Feature List

Feature	SolidWorks Plastics Standard	SolidWorks Plastics Professional	SolidWorks Plastics Premium
SolidWorks native file support	√	√	√
Plastic Material Database	√	√	√
Filling Phase	√	√	√
Fill Time	√	√	√
Automatic Gate location	√	√	√
Pressure at End of Fill	√	√	√
Sink Mark Analysis	√	√	√
Cooling Time	√	√	√
Weld Lines	√	√	√
Shear Stress	√	√	√
Runner Balancing	X	√	√
Family Molds	X	√	√
Packing Phase	X	√	√
Co-Injection	X	√	√
Multi-Shot	X	√	√
Insert Overmolding	X	√	√
Gas-Assist	X	√	√
Fiber Analysis	X	√	√
Birefringence	X	√	√
Conformal Cooling Analysis	X	X	√
Warpage Analysis	X	X	√
Cooling Lines	X	X	√
Mold Inserts	X	X	√
Displacement Due to Warpage	X	X	√

SolidWorks Simulations Feature List

Feature	SolidWorks Simulation Standard	SolidWorks Simulation Professiona	SolidWorks Simulation Premium	SolidWorks Flow Simulation
Linear Static Simulation	√	√	√	X
Trend Tracker	√	√	√	X
Time Based Simulation	√	√	√	X
Fatigue Simulation	√	√	√	X
Event Based Simulation	X	√	√	X
Design Optimisation	X	√	√	X
Frequency Simulating	X	√	√	X
Buckling Simulation	X	√	√	X
Thermal Simulation	X	√	√	X
Pressure Vessel Design	X	√	√	X
Drop Test Simulation	X	√	√	X
Submodeling	X	√	√	X
2D Simplification	X	√	√	X
Material web Portal	X	√	√	X
Composites Simulation	X	X	√	X
Random Vibration	X	X	√	X
Large Displacement Simulation	X	X	√	X
Nonlinear Dynamic Simulation	X	X	√	X
Fluid Flow Simulation(CFD)	X	X	X	√
External Flow Simulation	X	X	X	√
Internal Flow Simulation	X	X	X	√
Conjugate Heat Transfer	X	X	X	√
Engineering Database	X	X	X	√
Electronic Cooling*	X	X	X	√
HVAC*	X	X	X	√

*Note: The Products mentioned with * are Add-On Products for SolidWorks Flow Simulation

CKONNECT

DRIVEWORKS

DriveWorks software is used for Design Automation and sales Configuration by companies large and small. Whether you are an engineer that needs Design Automation to automate your SOLIDWORKS models, or a company wanting to provide a Product Configurator and guided Selling for your sales team, distributor and even customer, DriveWorks software is modular and scalable. You can implement Driveworks and grow your projects at your own pace.

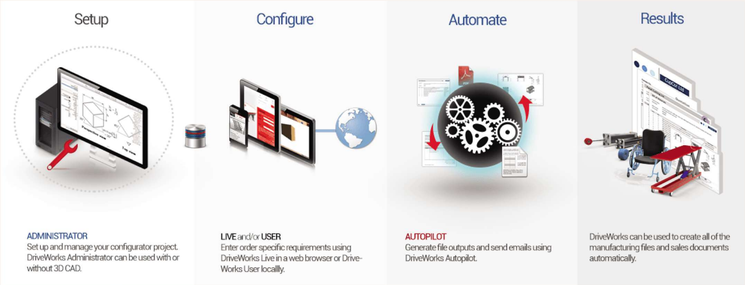

SOLIDWORKS COMPOSER

- **Technical Product Communication**
- **Interactive 3D Communication**
- **2D and 3D publishing**
- **Technical illustration**

SOLIDWORKS Composer helps your organization, including non-technical users, leverage 3D CAD data to create dynamic graphical content that clearly and effectively depicts even your most complex products. The simple, intuitive interface gives tools to help you easily develop informative graphics for a broad range of technical communications, including assembly instructions, product manuals, training materials, and marketing collateral, with content that can be updated automatically. With the intuitive SOLIDWORKS Composer interface, you can create highly detailed 2D and 3D graphics with precise control to highlight areas of interest and focus on specific components. You can just as easily output 3D interactive animations to create a realistic 3D environment for interactive training or compelling marketing presentations.

Make all of your product-related communications more powerful and effective by adding detailed visuals, which you can easily create and render directly from the latest 3D CAD data.

Create technical illustrations that add another dimension of clarity and information to your product documentation.

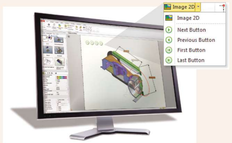

SOLIDWORKS Composer makes it easy to add navigation controls to create interactive animations that are simple to use.

Karnataka

Conceptia Software Technologies Pvt. Ltd.
#22, 2nd Floor, 100 Feet Road, 6th Block
3rd Phase, BSK 3rd Stage, Bangalore – 560 085

Phone : +91 8041 558 618
Email: info@ckonnect.in

Tamil Nadu

Conceptia Software Technologies Pvt. Ltd.
A7, 1st Floor, Cybex Business Centre
#118B, Anna Salai, Guindy. Chennai - 600 032.

Phone: +91 44 2250 2260 / 70
Email: info@ckonnect.in

Kerala

Conceptia Software Technologies Pvt. Ltd.
Building No. XXIV/40 A, First Floor,
Cochin University Road, South Kalamassery.
Kochi – 682 022.
Phone: 0 4844 059 382
Email: saleskerala@ckonnect.in

Email : info@ckonnect.in | Web : www.ckonnect.in

Photography used in this brochure has been created for illustrative purpose only, and is not intended to debict or represent specific customers or company facilities
SOLWORKS is a registered trademark of Dassault Systems SOLIDWORKS Corp other brand and product names are trademarks of their respective owner.

AUTHORIZED Reseller SOLIDWORKS

CERTIFIED Training & Support Provider SOLIDWORKS

CKONNECT



PRODUCTS AND SOLUTIONS

- Mold Flow Analysis
- CAE/Finite Element Analysis
- Product Data Management
- CFD Flow Simulation
- Electrical CAD 2D/3D
- Technical Documentation
- Design Automation
- QA/QC Inspection Report

ABOUT THE COMPANY

Established in the year 2001, Conceptia is an ISO 9001-2008 certified multi-national engineering and consulting firm based in India, the primary focus of Conceptia is on helping products design and manufacturing companies to innovate by using the best CAD/CAM/CAE/PDM solution that are easy to learn and use while being productive able to deliver faster, efficient, cost effective technology solutions. Today CKonnect, the Product Sales Division of Conceptia Software Technologies is a prominent Dassault Systems and 3D Connexion reseller in India and has evolved as a total solution provider for engineering industry.

SOLIDWORKS SIMULATION | SOLIDWORKS COMPOSER | SOLIDWORKS INSPECTION | SOLIDWORKS PLASTICS

SOLIDWORKS ENTEPRISE PDM | SOLIDWORKS ELECTRICAL | 3DCONNEXION | DriveWorks

SOLIDWORKS

SOLIDWORKS 3D CAD Solution enables your team to quickly transform new ideas into great products.

SOLIDWORKS STANDARD

- **Includes Part, Assembly, Detailing, Surface, Sheetmetal, Mold Tool and Weldment Structures**
- **Ease of use with high performance**
- **Design Automation for high productivity**

Get up to speed quickly with SOLIDWORKS Standard and unlock the benefits of this powerful 3D design solution for rapid creation of parts, assemblies, and 2D drawings. Application-specific tools for sheetmetal, weldments, surfacing, and mold tools and die make it easy to deliver best-in-class designs.

SOLIDWORKS PROFESSIONAL

- **Standard bought-out items library**
- **Automated manufacturing cost estimations**
- **Easy design for drawing check**
- **ECAD collaboration for PCB designs**

SOLIDWORKS Professional gives you all the power of SOLIDWORKS Standard with additional capabilities that increases productivity, ensure accuracy, and help you communicate your design information more effectively.

SOLIDWORKS PREMIUM

- **Time –based Motion Analysis for kinematic and Dynamic problems.**
- **Routing of pipes and tubes.**
- **Linear Static analysis for parts and assemblies.**
- **Routing of electrical cabling and wiring harnesses.**

SOLIDWORKS Premium is a comprehensive 3D design solution that adds powerful design validation tool to the capabilities of SOLIDWORKS Professional, and advanced wire and pipe routing functionality.

SOLIDWORKS PDM

- **Engineering Change Management**
- **Bill of Materials Management**
- **Secure File Vaulting**
- **Define Workflow**

SOLIDWORKS PDM provides an easy way to collaborated product design data without worrying about version control or data loss. It stores CAD models and supporting documents-anything from emails to images-in an indexed central repository that tracks versions and automates workflows to eliminate wasteful repetition.

SOLIDWORKS VISUALIZE

Design and market products faster by turning imagination into reality through impactful content and experiences

- **Unlimited resolution offline rendering**
- **Deliver photorealistic imagery**
- **Creat photorealistic maketing content**
- **Overall better final product**

SOLIDWORKS ELECTRICAL

- **Schematic Design and Documentation**
- **Electrical 3D Cabinet Layout**
- **Inbuilt Components and Symbol Library**
- **SOLIDWORKS PDM Integration**

SOLIDWORKS Electrical helps simplify electrical schematic creation with an intuitive interface for faster design of electrical systems. Bidirectional integration in real time with SOLIDWORKS 3D CAD helps both electrical and mechanical engineers to be more productive, improves collaboration, more consistent and standardized designs, lower costs and faster time-to-market.

- SOLIDWORKS Electrical: 2D dynamic electrical schematic creation
- Built-in libraries of symbols, manufacturer part information and 3D component models provide common, reusable materials that help optimize design reuse.
- SOLIDWORKS Electrical 3D: Use your schematic data to model your electrical system in 3D (including cables and wires)
- Determine optimal lengths for wires, cables and harnesses, all while maintaining design and BOM synchronization between electrical and mechanical design.
- SOLIDWORKS Electrical Professional: SOLIDWORKS Electrical and SOLIDWORKS Electrical 3D combined for creating both electrical schematic and 3D models.

SOLIDWORKS PCB

SOLIDWORKS PCB POWERED BY ALTIUM

The new SOLIDWORKS PCB powered by Altium design tool combines the power and usability of Altium with the 3D expertise of SOLIDWORKS to unite the "electronic" and mechanical worlds, one design at a time. By integrating Electronic designs seamlessly with SOLIDWORKS utilizing your trusted mechanical workflow, designs come to life with integrated design data, managed ECO processes, and greater analysis capabilities. SOLIDWORKS PCB is focused on bringing the best of both worlds together. Do what you do best in SOLIDWORKS, and let SOLIDWORKS PCB handle your PCB design needs.

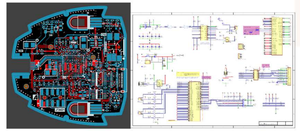

SOLIDWORKS PCB CONNECTOR POWERED BY ALTIUM

SOLIDWORKS PCB Connector powered by Altium. A revolutionary product allows current and future uses of Altium design products to preserve and enhance their investments with the innovative collaboration and data management capabilities found in SOLDWORKS PCB.

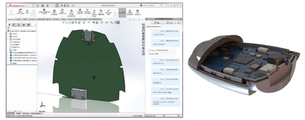

- **Schematic Capture**
- **Mixed-Mode SPICE Simulation**
- **Traditional 2D PCB Layout**
- **SOLIDWORKS Mechanical Collaboration**

SOLIDWORKS INSPECTION

- **QC & QA Inspection made easy**
- **Handle revision with ease**
- **Optical Character Recognition**
- **Improve time-to-market**

SOLIDWORKS Inspection software automates the creation of ballooned inspection drawings and inspection sheets for First Article Inspection (FAI) and in process inspections. Save time and virtually eliminate errors by speeding up this repetitive manual process.

- Quickly create ballooned engineering drawings and inspection reports as per AS9102 or PPAP forms.
- Compare drawing revisions and originals to quickly identify changes
- Record inspection measurements and import CMM results

SOLIDWORKS SIMULATION

- **Linear and Non-Linear analysis for parts and assemblies**
- **Solve the complex geometries with ease**
- **Handle both static and dynamic conditions of parts and assemblies**
- **Automated structural optimization**
  Buckling, Fatigue, Drop and Vibrational Load Conditions

SOLIDWORKS Simulation gives product engineers access to powerful FEA (Finite Element Analysis) capabilities Leveraging the familiar SOLIDWORKS 3D CAD environment. This extensive technology isn't just about making sure your product works, it's about understanding how your product will behave in the real world.

Drive your design with intuitive simulation tools to improve product performance.

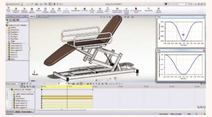

Evaluate how your product will perform and move throughout its operational cycle with time-based motion simulation

Estimate component life based on calculated loads with fatigue simulation.

SOLIDWORKS FLOW SIMULATION

- **Fluid Flow Analysis**
- **Electronic Cooling Module**
- **Thermal Analysis**
- **H VAC Module**

Built to tackle CFD engineering challenges, SOLIDWORKS Flow Simulation enables engineers to take advantage of CAD integration, advanced geometry meshing capabilities, powerful solution convergence, and automatic flow regime determination without sacrificing ease of use or accuracy. Product engineers and CFD experts alike, armed with the power of SOLIDWORKS Flow Simulation, can predict flow fields, mixing processes, and heat transfer, and directly determine pressure drop, comfort parameters, fluid forces, and fluid structure interaction during design.

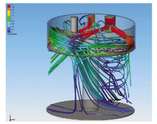



Examine complex fl ow in and around components to detect turbulence and recirculation issues.

Detect heating problems by inspecting temperature distribution and heat fl uxes.

Use the Electronic Cooling Module to help optimize thermal performance of your electronic components.

SOLIDWORKS PLASTICS

- **Optimizing the process setting parameter**
- **Mold cooling line analysis**
- **Runner balancing analysis**
- **Warpage analysis**
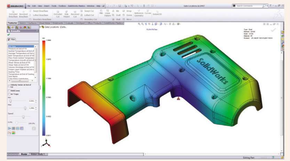
Predict and avoid manufacturing defects during the earliest stages of plastics part and injection mould design using SOLIDWORKS Plastics simulation software. You can quickly create and analyse single-cavity, multi-cavity, and family mold layouts, including sprues, runners, gates, and Analyse balance runner systems and estimate cycle time, clamp tonnage, and shot size, Also Analyse mold cooling line layouts and predict molded part warpage enabling you to optimize feed system design and avoid costly mould rework.